

Signify Classified - Internal
Cooper Lighting Solutions Photometric Lab
1121 Highway 74 South
Peachtree City, GA 30269



Scaled data based on original data using
LM-79-08 Approved Method: Electrical and Photometric Measurements of Solid-
State Lighting Products

Test Report Prepared for
Cooper Lighting Solutions
(formerly Eaton)

Brand: McGRAW-EDISON

Report Number: P438291

Luminaire Tested: **IST-SA1B-830-U-T4W**

Issue Date: 12/10/2020

Test Information

Test Method: LM-79-08
Report Number: P438291
TEST IS SCALED FROM IESNA LM-79-08 TEST DATA (G3-2011-074-12)
Test Lab: INNOVATION CENTER
Issue Date: 12/10/2020
Manufacturer: COOPER LIGHTING SOLUTIONS (FORMERLY EATON)
Product Line: McGRAW-EDISON
Catalog Number: IST-SA1B-830-U-T4W
Description: IMPACT ELITE LED TRAPEZOID LUMINAIRE
(1) 80 CRI, 3000K, 450mA LIGHTSQUARE WITH 16 LEDS AND TYPE IV WIDE OPTICS
Light Source: -
Ballast/Driver: ELECTRONIC DRIVER

Summary

Lumens per Lamp: N/A
Luminaire Lumens: 2729 lumens
Efficiency: N/A
Efficacy: 107.4 lumens/watt
Luminous Opening: Rectangular (W 0.5' x L: 0.5' x H: 0')
IES Classification: Type IV - Short
BUG Rating: B1 - U0 - G1

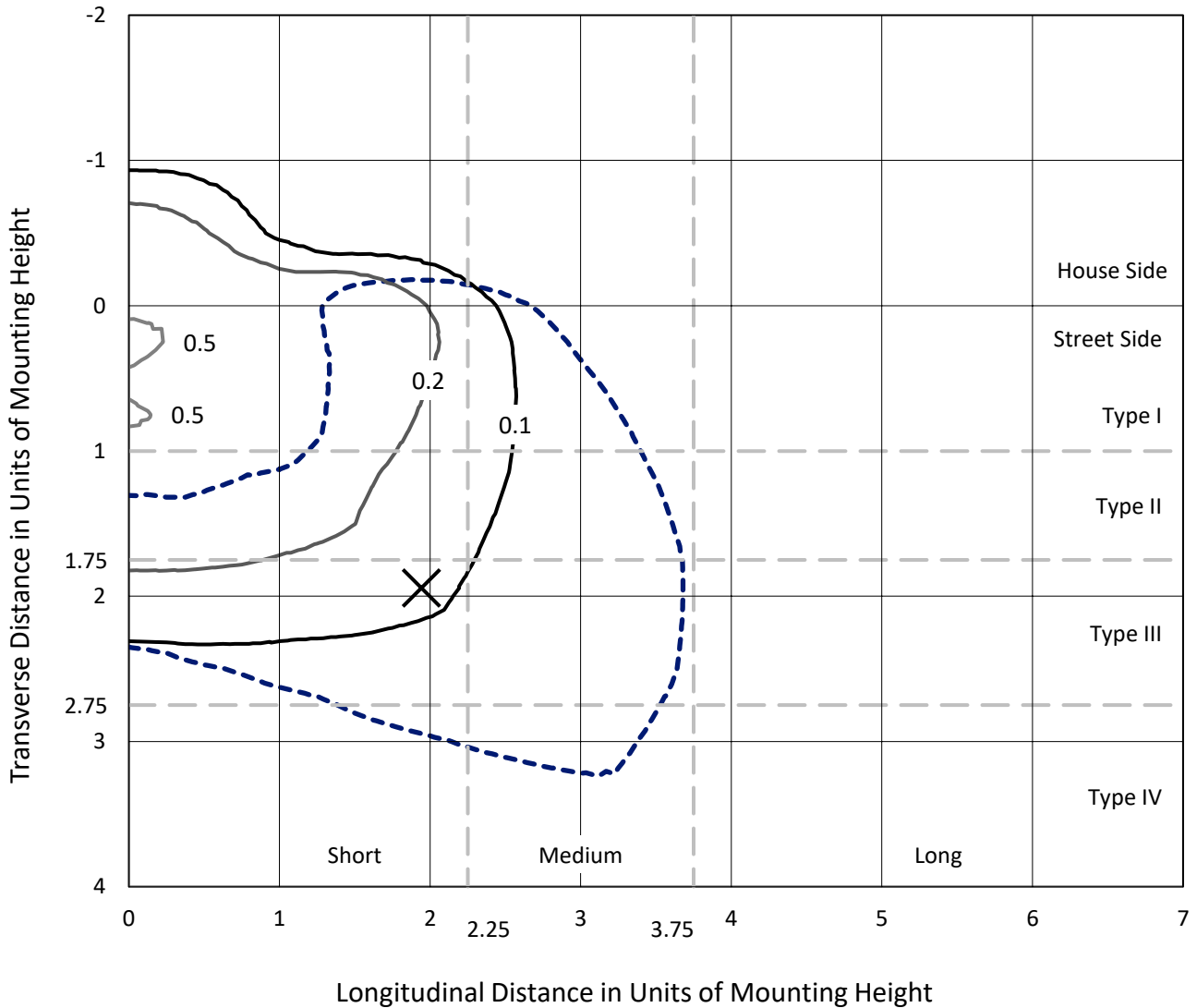
Input Watts (W): 25.4
Input Voltage (V): NR
Input Current (Ain): NR
Voltage Rise (V): NR
Power Factor: NR
Total Harmonic Distortion (THDi): NR
Frequency (hertz): 60
Stabilization Time: NR
Operation Time: NR
Ambient Temperature (°C): NR
Test Distance: 28.75 FT



REPORT NUMBER: P438291
 CATALOG NUMBER: IST-SA1B-830-U-T4W

Iso-Footcandle Lines of Horizontal Illumination

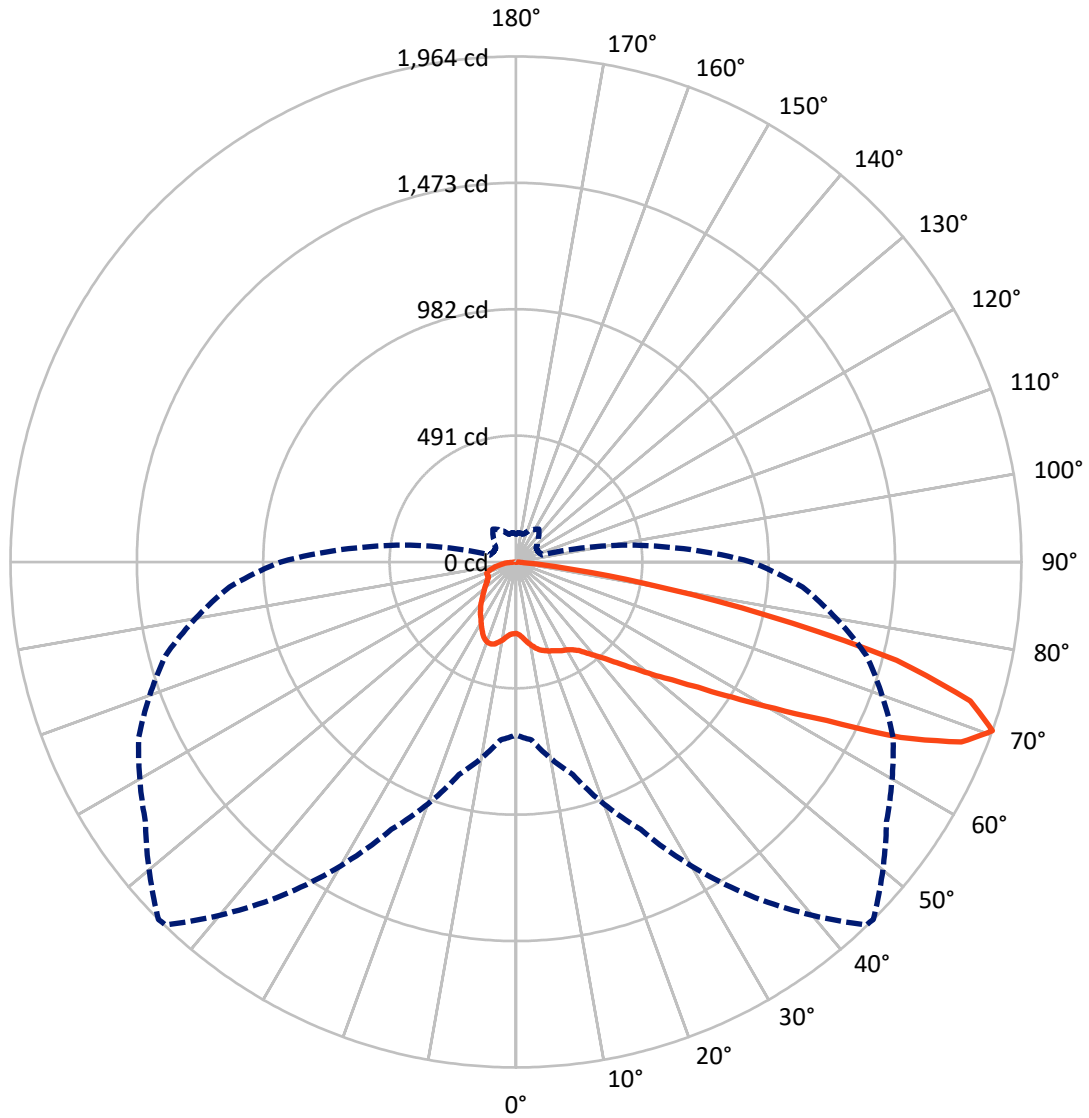
✕ Max cd
 - - - 1/2 Max cd



Based on 25 foot mounting height. Maximum calculated value = 0.6 fc
 Type IV - Short - N/A

REPORT NUMBER: P438291
CATALOG NUMBER: IST-SA1B-830-U-T4W

Luminous Intensity Polar Plot



— Vertical Plane Through 45-Deg Lateral - - - Horizontal Cone Through 70-Deg Vertical

REPORT NUMBER: P438291
 CATALOG NUMBER: IST-SA1B-830-U-T4W

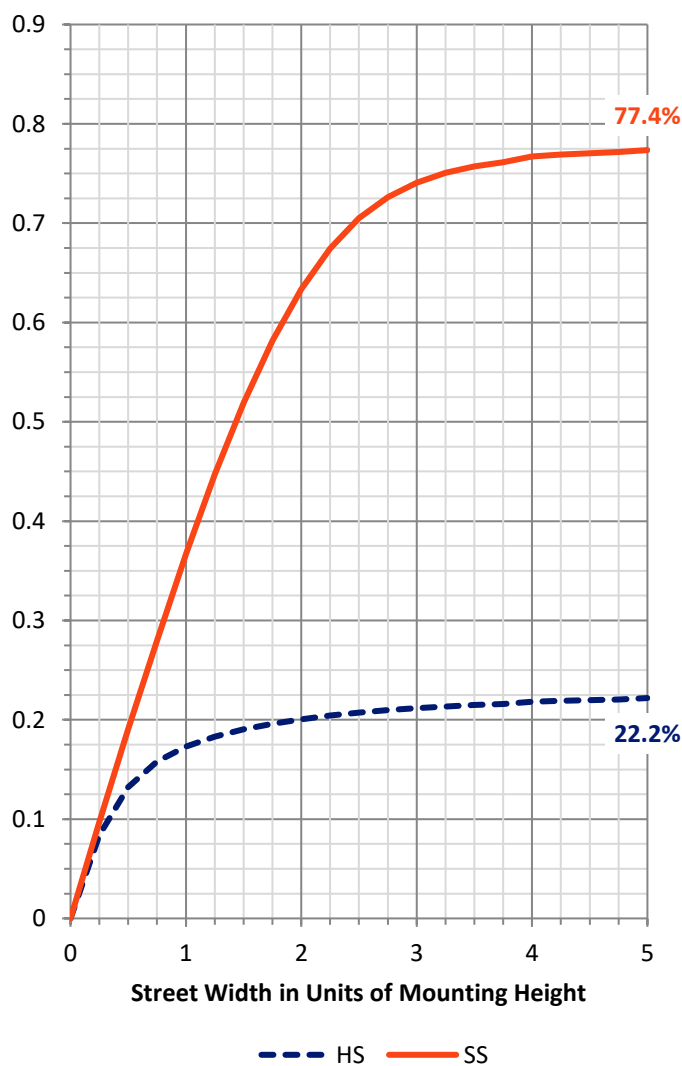
FLUX DISTRIBUTION:

		Downward	Upward	Total
House Side	Lumens	616.1	0.0	616.1
	% Fixture	22.6	0.0	22.6
Street Side	Lumens	2112.8	0.0	2112.8
	% Fixture	77.4	0.0	77.4
Total	Lumens	2729.0	0.0	2729.0
	% Fixture	100.0	0.0	100.0

ZONAL LUMENS:

Zone	Lumens	% Fixture
0°-10°	28.6	1.0
10°-20°	95.9	3.5
20°-30°	162.3	5.9
30°-40°	234.7	8.6
40°-50°	338.4	12.4
50°-60°	555.0	20.3
60°-70°	795.2	29.1
70°-80°	472.6	17.3
80°-90°	46.3	1.7
90°-100°	0.0	0.0
100°-110°	0.0	0.0
110°-120°	0.0	0.0
120°-130°	0.0	0.0
130°-140°	0.0	0.0
140°-150°	0.0	0.0
150°-160°	0.0	0.0
160°-170°	0.0	0.0
170°-180°	0.0	0.0
0°-90°	2729.0	100.0
0°-180°	2729.0	100.0

Coefficient of Utilization



REPORT NUMBER: P438291

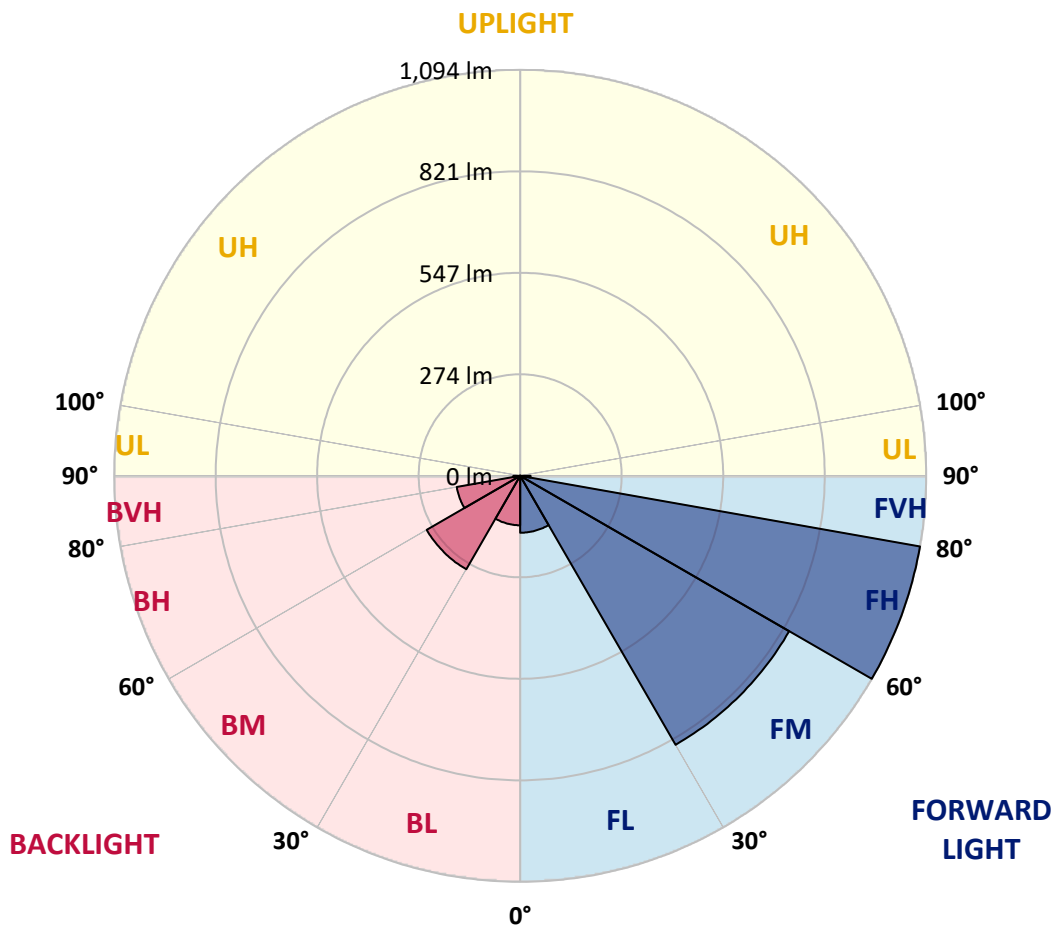
CATALOG NUMBER: IST-SA1B-830-U-T4W

LUMINAIRE CLASSIFICATION SYSTEM LUMEN TABLE AND BUG RATING:

Zone	Lumens	% Fixture	Zone Rating/Lumen Limit		
			B	U	G
FL (0°-30°)	153.5	5.6			
FM (30°-60°)	837.3	30.7			
FH (60°-80°)	1094.3	40.1			G1/1800
FVH (80°-90°)	27.9	1.0			G1/100
BL (0°-30°)	133.3	4.9	B1/500		
BM (30°-60°)	290.9	10.7	B1/1000		
BH (60°-80°)	173.5	6.4	B1/500		G1/500
BVH (80°-90°)	18.4	0.7			G1/100
UL (90°-100°)	0.0	0.0		U0/0	
UH (100°-180°)	0.0	0.0		U0/0	

BUG Rating: B1-U0-G1

Type IV Short





REPORT NUMBER: P438291
 CATALOG NUMBER: IST-SA1B-830-U-T4W

CANDELA DISTRIBUTION (FULL):

	0°	5°	15°	25°	35°	44°	45°	55°	65°	75°	85°
0°	277.8	277.8	277.8	277.8	277.8	277.8	277.8	277.8	277.8	277.8	277.8
2.5°	291.5	291.5	290.6	289.6	287.6	285.7	284.7	281.7	281.7	280.8	278.8
5°	313.1	311.2	310.2	306.3	303.3	298.4	297.4	290.6	286.6	283.7	281.7
7.5°	335.7	336.7	332.8	327.9	321.0	314.1	314.1	306.3	299.4	292.5	286.6
10°	357.3	357.3	352.4	346.5	339.6	330.8	328.9	320.0	312.2	303.3	296.5
12.5°	374.0	373.0	367.1	361.2	352.4	345.5	343.6	332.8	325.9	315.1	305.3
15°	385.8	385.8	379.9	371.1	362.2	355.4	355.4	347.5	337.7	326.9	315.1
17.5°	392.7	391.7	386.8	377.0	369.1	363.2	362.2	356.3	350.4	339.6	324.9
20°	392.7	390.7	386.8	378.9	372.0	368.1	369.1	364.2	360.3	347.5	335.7
22.5°	391.7	390.7	383.8	377.9	376.0	375.0	374.0	372.0	365.2	355.4	345.5
25°	400.5	399.5	391.7	383.8	379.9	379.9	381.9	377.9	374.0	364.2	355.4
27.5°	425.1	421.1	410.3	395.6	389.7	388.7	389.7	384.8	381.9	375.0	367.1
30°	466.3	464.3	447.6	420.1	404.4	396.6	395.6	394.6	390.7	385.8	378.9
32.5°	520.3	518.3	492.8	457.4	424.1	406.4	407.4	402.5	402.5	395.6	389.7
35°	587.0	583.1	557.6	507.5	453.5	424.1	422.1	415.2	416.2	404.4	398.5
37.5°	645.9	642.0	617.5	558.6	490.8	452.5	449.6	432.9	422.1	407.4	408.4
40°	696.0	697.0	679.3	620.4	538.9	484.0	479.0	446.6	433.9	421.1	427.0
42.5°	747.0	750.0	738.2	675.4	588.0	518.3	516.3	470.2	459.4	449.6	463.3
45°	797.1	803.0	793.2	734.3	643.0	570.3	562.5	508.5	501.6	495.7	537.0
47.5°	841.3	843.2	842.3	796.1	703.8	629.2	618.4	558.6	567.4	583.1	651.8
50°	896.2	899.2	883.5	858.0	786.3	696.0	686.2	621.4	657.7	708.7	812.8
52.5°	977.7	981.6	937.5	921.8	888.4	776.5	761.8	713.7	792.2	868.8	992.4
55°	1024.8	1018.9	999.3	1001.3	982.6	872.7	859.9	826.5	938.5	1029.7	1195.6
57.5°	1055.3	1052.3	1064.1	1090.6	1090.6	996.4	991.5	976.7	1095.5	1205.5	1356.6
60°	1104.3	1110.2	1137.7	1190.7	1219.2	1158.3	1155.4	1158.3	1272.2	1328.2	1471.5
62.5°	1134.8	1147.5	1217.2	1308.5	1368.4	1375.3	1356.6	1354.7	1409.6	1430.3	1547.1
65°	1080.8	1101.4	1215.3	1363.5	1547.1	1658.0	1644.3	1525.5	1523.5	1522.5	1532.3
67.5°	938.5	954.2	1119.1	1339.0	1643.3	1874.9	1867.1	1677.6	1631.5	1530.4	1394.9
70°	672.4	694.0	855.0	1146.6	1581.4	1961.3	1964.3	1758.1	1617.7	1410.6	1118.1
72.5°	416.2	417.2	521.3	816.7	1339.0	1834.7	1846.5	1678.6	1455.8	1175.0	790.2
75°	128.6	139.4	220.9	428.0	906.1	1492.1	1528.4	1394.9	1165.2	812.8	432.9
77.5°	63.8	65.8	79.5	157.1	435.9	965.9	993.4	931.6	736.2	393.6	181.6
80°	36.3	38.3	49.1	69.7	166.9	480.0	502.6	490.8	298.4	142.3	77.5
82.5°	17.7	18.7	24.5	35.3	70.7	143.3	161.0	176.7	113.9	75.6	42.2
85°	4.9	4.9	6.9	11.8	18.7	29.4	29.4	32.4	40.2	38.3	20.6
87.5°	0.0	0.0	0.0	1.0	1.0	1.0	2.0	1.0	2.0	2.9	2.9
90°	0.0	0.0	0.0	0.0	0.0	0.0	0.0	0.0	0.0	0.0	0.0



REPORT NUMBER: P438291
 CATALOG NUMBER: IST-SA1B-830-U-T4W

CANDELA DISTRIBUTION (continued):

	90°	95°	105°	115°	125°	135°	145°	155°	165°	175°	180°
0°	277.8	277.8	277.8	277.8	277.8	277.8	277.8	277.8	277.8	277.8	277.8
2.5°	278.8	278.8	276.8	277.8	277.8	278.8	278.8	279.8	280.8	281.7	281.7
5°	280.8	279.8	278.8	279.8	280.8	282.7	285.7	288.6	290.6	293.5	292.5
7.5°	286.6	283.7	284.7	284.7	288.6	292.5	298.4	302.3	306.3	308.2	308.2
10°	293.5	291.5	290.6	294.5	298.4	306.3	311.2	317.1	320.0	324.9	323.0
12.5°	303.3	298.4	299.4	304.3	312.2	318.1	322.0	326.9	329.8	333.8	332.8
15°	311.2	308.2	309.2	317.1	324.9	328.9	330.8	332.8	333.8	336.7	337.7
17.5°	321.0	320.0	321.0	327.9	332.8	333.8	332.8	330.8	329.8	332.8	331.8
20°	331.8	330.8	331.8	336.7	334.7	330.8	326.9	323.9	321.0	323.0	323.9
22.5°	340.6	341.6	342.6	340.6	332.8	323.0	316.1	311.2	309.2	311.2	313.1
25°	351.4	352.4	353.4	343.6	324.9	309.2	299.4	296.5	297.4	300.4	301.4
27.5°	365.2	368.1	365.2	342.6	314.1	291.5	283.7	282.7	283.7	286.6	289.6
30°	379.9	383.8	374.0	337.7	299.4	273.9	267.0	267.0	270.0	271.9	274.9
32.5°	392.7	400.5	381.9	328.9	278.8	257.2	252.3	250.3	250.3	252.3	253.3
35°	408.4	418.2	386.8	313.1	259.2	243.4	239.5	233.6	228.7	229.7	228.7
37.5°	424.1	438.8	384.8	288.6	237.6	227.7	223.8	215.0	207.1	202.2	204.2
40°	453.5	471.2	380.9	257.2	217.9	214.0	207.1	197.3	187.5	178.7	177.7
42.5°	505.5	506.5	372.0	228.7	199.3	197.3	191.4	182.6	170.8	159.0	159.0
45°	575.2	557.6	360.3	202.2	181.6	183.6	178.7	169.8	156.1	145.3	145.3
47.5°	680.3	618.4	337.7	178.7	166.9	170.8	167.9	159.0	144.3	134.5	134.5
50°	827.5	717.6	315.1	162.0	156.1	160.0	159.0	148.2	134.5	126.6	126.6
52.5°	998.3	847.2	299.4	149.2	143.3	150.2	150.2	140.4	127.6	121.7	120.7
55°	1174.0	968.9	283.7	138.4	134.5	140.4	143.3	134.5	122.7	117.8	116.8
57.5°	1298.7	1029.7	262.1	129.6	124.7	132.5	136.4	130.6	119.8	114.9	113.9
60°	1361.5	1035.6	219.9	120.7	115.8	125.7	132.5	127.6	119.8	117.8	117.8
62.5°	1376.3	1011.1	175.7	112.9	109.9	121.7	133.5	131.5	125.7	127.6	128.6
65°	1313.4	929.6	143.3	107.0	106.0	120.7	139.4	138.4	126.6	131.5	132.5
67.5°	1163.2	788.3	121.7	101.1	100.1	122.7	150.2	138.4	119.8	124.7	122.7
70°	913.9	624.3	105.0	95.2	95.2	121.7	156.1	136.4	111.9	113.9	108.0
72.5°	600.8	409.3	93.3	89.3	86.4	110.9	152.2	132.5	108.0	102.1	95.2
75°	304.3	203.2	83.4	84.4	75.6	94.2	147.2	131.5	107.0	97.2	94.2
77.5°	125.7	95.2	74.6	76.6	63.8	80.5	138.4	121.7	96.2	86.4	83.4
80°	65.8	58.9	62.8	63.8	52.0	63.8	109.9	105.0	86.4	79.5	75.6
82.5°	38.3	37.3	48.1	49.1	36.3	52.0	97.2	91.3	72.6	64.8	62.8
85°	17.7	20.6	32.4	29.4	22.6	34.4	58.9	45.2	32.4	28.5	27.5
87.5°	2.0	2.9	6.9	6.9	4.9	2.9	1.0	0.0	0.0	0.0	0.0
90°	0.0	0.0	0.0	0.0	0.0	0.0	0.0	0.0	0.0	0.0	0.0

Cooper Lighting Solutions Photometric Lab
1121 Highway 74 South
Peachtree City, GA 30269



LM-79-2019: Approved Method: Electrical and Photometric Measurements of Solid-State Lighting Products

Report Prepared for

Cooper Lighting Solutions

MCGRAW EDISON

Report Number: SP1-2408-195-9

Test Date: 08/07/2024

Luminaire Tested: GALN-SB1A-830-U-5WQ

Data in this report applies to families of products including GALN-SB1A-830-U-5WQ.

Test Information

Test Method: LM-79-2019
 Report Number: SP1-2408-195-9
 Test Lab: COOPER LIGHTING SOLUTIONS
 Photometer: SP1 - 76IN SPHERE
 Measurement Geometry: 4π
 Issue Date: 08/07/2024
 Manufacturer: COOPER LIGHTING SOLUTIONS
 Product Line: MCGRAW EDISON
 Catalog Number: **GALN-SB1A-830-U-5WQ**
 Description: GALLEON AREA AND ROADWAY LUMINAIRE. (1) 80 CRI, 3000K, 350MA HIGH DENSITY LIGHTSQUARE WITH 26 LEDS AND TYPE V WIDE OPTICS

Spectral Parameters

CCT (K): 3050
 CIE u': 0.2476
 CIE v': 0.5251
 Duv: 0.0034
 CIE x: 0.4383
 CIE y: 0.4131
 CIE z: 0.1487
 Peak Wavelength (nm): 603
 Dominant Wavelength (nm): 581
 Purity: 55.55201
 Rf: 81.5
 Rg: 99.2

CRI (Ra):	81.0		
R1:	79.6	R9:	7.1
R2:	85.6	R10:	67.0
R3:	92.0	R11:	82.7
R4:	82.6	R12:	63.2
R5:	78.9	R13:	80.3
R6:	81.7	R14:	95.0
R7:	85.2	R15:	71.7
R8:	62.0		



Test Conditions
 Stabilization Time: 20M
 Operation Time: 1H 20M
 Sphere Temperature (°C): 24.2

REPORT NUMBER: SP1-2408-195-9

Measurement and Test Equipment			
Instrument	Identification Number	Calibration Date	Calibration Due Date
Photometer	IN0058	6/18/2024	12/18/2024
Power Meter	INXT2011004	2/8/2024	2/8/2025
AC Power Source	IN0063	10/24/2023	10/24/2024
DC Power Source	IN0208	10/24/2023	10/24/2024
Sphere Thermometer	IN0085	10/24/2023	10/24/2024
Room Thermometer	IN0046	10/24/2023	10/24/2024

REPORT NUMBER: SP1-2408-195-9

CIE 1931 Chromaticity Diagram



CIE 1931 Chromaticity Diagram with 2017 ANSI 7-Step and 4-Step Quadrangles



Point lies inside the ANSI 3000K 4-step quadrangle

REPORT NUMBER: SP1-2408-195-9

Photopic Flux vs. Wavelength



Photopic Lumens: NR

λ (nm)	Power W [^] /nm	Lumens (ϕ /nm)	λ (nm)	Power W [^] /nm	Lumens (ϕ /nm)	λ (nm)	Power W [^] /nm	Lumens (ϕ /nm)	λ (nm)	Power W [^] /nm	Lumens (ϕ /nm)	λ (nm)	Power W [^] /nm	Lumens (ϕ /nm)
360	0	NR	490	168	NR	620	940	NR	750	35	NR	880	1	NR
365	0	NR	495	233	NR	625	897	NR	755	30	NR	885	1	NR
370	0	NR	500	300	NR	630	847	NR	760	26	NR	890	1	NR
375	0	NR	505	372	NR	635	790	NR	765	22	NR	895	1	NR
380	0	NR	510	430	NR	640	730	NR	770	19	NR	900	1	NR
385	0	NR	515	483	NR	645	668	NR	775	16	NR	905	1	NR
390	0	NR	520	524	NR	650	605	NR	780	14	NR	910	0	NR
395	2	NR	525	555	NR	655	545	NR	785	12	NR	915	0	NR
400	4	NR	530	581	NR	660	485	NR	790	10	NR	920	0	NR
405	7	NR	535	604	NR	665	430	NR	795	9	NR	925	0	NR
410	17	NR	540	623	NR	670	378	NR	800	8	NR	930	0	NR
415	34	NR	545	645	NR	675	331	NR	805	7	NR	935	0	NR
420	68	NR	550	667	NR	680	290	NR	810	6	NR	940	0	NR
425	128	NR	555	693	NR	685	251	NR	815	5	NR	945	0	NR
430	214	NR	560	719	NR	690	218	NR	820	4	NR	950	0	NR
435	339	NR	565	754	NR	695	188	NR	825	4	NR	955	0	NR
440	507	NR	570	791	NR	700	162	NR	830	3	NR	960	0	NR
445	573	NR	575	830	NR	705	139	NR	835	3	NR	965	0	NR
450	356	NR	580	873	NR	710	119	NR	840	3	NR	970	0	NR
455	217	NR	585	913	NR	715	102	NR	845	2	NR	975	0	NR
460	168	NR	590	948	NR	720	88	NR	850	2	NR	980	0	NR
465	113	NR	595	974	NR	725	76	NR	855	2	NR	985	0	NR
470	85	NR	600	994	NR	730	65	NR	860	1	NR	990	0	NR
475	85	NR	605	998	NR	735	55	NR	865	1	NR	995	0	NR
480	94	NR	610	994	NR	740	47	NR	870	1	NR	1000	0	NR
485	120	NR	615	973	NR	745	41	NR	875	1	NR			

REPORT NUMBER: SP1-2408-195-9

Scotopic Flux vs. Wavelength



Scotopic Lumens: NR

S/P: 1.27

λ (nm)	Power W [^] /nm	Lumens (ϕ /nm)	λ (nm)	Power W [^] /nm	Lumens (ϕ /nm)	λ (nm)	Power W [^] /nm	Lumens (ϕ /nm)	λ (nm)	Power W [^] /nm	Lumens (ϕ /nm)	λ (nm)	Power W [^] /nm	Lumens (ϕ /nm)
360	0	NR	490	168	NR	620	940	NR	750	35	NR	880	1	NR
365	0	NR	495	233	NR	625	897	NR	755	30	NR	885	1	NR
370	0	NR	500	300	NR	630	847	NR	760	26	NR	890	1	NR
375	0	NR	505	372	NR	635	790	NR	765	22	NR	895	1	NR
380	0	NR	510	430	NR	640	730	NR	770	19	NR	900	1	NR
385	0	NR	515	483	NR	645	668	NR	775	16	NR	905	1	NR
390	0	NR	520	524	NR	650	605	NR	780	14	NR	910	0	NR
395	2	NR	525	555	NR	655	545	NR	785	12	NR	915	0	NR
400	4	NR	530	581	NR	660	485	NR	790	10	NR	920	0	NR
405	7	NR	535	604	NR	665	430	NR	795	9	NR	925	0	NR
410	17	NR	540	623	NR	670	378	NR	800	8	NR	930	0	NR
415	34	NR	545	645	NR	675	331	NR	805	7	NR	935	0	NR
420	68	NR	550	667	NR	680	290	NR	810	6	NR	940	0	NR
425	128	NR	555	693	NR	685	251	NR	815	5	NR	945	0	NR
430	214	NR	560	719	NR	690	218	NR	820	4	NR	950	0	NR
435	339	NR	565	754	NR	695	188	NR	825	4	NR	955	0	NR
440	507	NR	570	791	NR	700	162	NR	830	3	NR	960	0	NR
445	573	NR	575	830	NR	705	139	NR	835	3	NR	965	0	NR
450	356	NR	580	873	NR	710	119	NR	840	3	NR	970	0	NR
455	217	NR	585	913	NR	715	102	NR	845	2	NR	975	0	NR
460	168	NR	590	948	NR	720	88	NR	850	2	NR	980	0	NR
465	113	NR	595	974	NR	725	76	NR	855	2	NR	985	0	NR
470	85	NR	600	994	NR	730	65	NR	860	1	NR	990	0	NR
475	85	NR	605	998	NR	735	55	NR	865	1	NR	995	0	NR
480	94	NR	610	994	NR	740	47	NR	870	1	NR	1000	0	NR
485	120	NR	615	973	NR	745	41	NR	875	1	NR			

REPORT NUMBER: SP1-2408-195-9

Melanopic Flux vs. Wavelength



Melanopic Lumens: NR

M/P: 2.32

λ (nm)	Power W [^] /nm	Lumens (φ/nm)	λ (nm)	Power W [^] /nm	Lumens (φ/nm)	λ (nm)	Power W [^] /nm	Lumens (φ/nm)	λ (nm)	Power W [^] /nm	Lumens (φ/nm)	λ (nm)	Power W [^] /nm	Lumens (φ/nm)
360	0	NR	490	168	NR	620	940	NR	750	35	NR	880	1	NR
365	0	NR	495	233	NR	625	897	NR	755	30	NR	885	1	NR
370	0	NR	500	300	NR	630	847	NR	760	26	NR	890	1	NR
375	0	NR	505	372	NR	635	790	NR	765	22	NR	895	1	NR
380	0	NR	510	430	NR	640	730	NR	770	19	NR	900	1	NR
385	0	NR	515	483	NR	645	668	NR	775	16	NR	905	1	NR
390	0	NR	520	524	NR	650	605	NR	780	14	NR	910	0	NR
395	2	NR	525	555	NR	655	545	NR	785	12	NR	915	0	NR
400	4	NR	530	581	NR	660	485	NR	790	10	NR	920	0	NR
405	7	NR	535	604	NR	665	430	NR	795	9	NR	925	0	NR
410	17	NR	540	623	NR	670	378	NR	800	8	NR	930	0	NR
415	34	NR	545	645	NR	675	331	NR	805	7	NR	935	0	NR
420	68	NR	550	667	NR	680	290	NR	810	6	NR	940	0	NR
425	128	NR	555	693	NR	685	251	NR	815	5	NR	945	0	NR
430	214	NR	560	719	NR	690	218	NR	820	4	NR	950	0	NR
435	339	NR	565	754	NR	695	188	NR	825	4	NR	955	0	NR
440	507	NR	570	791	NR	700	162	NR	830	3	NR	960	0	NR
445	573	NR	575	830	NR	705	139	NR	835	3	NR	965	0	NR
450	356	NR	580	873	NR	710	119	NR	840	3	NR	970	0	NR
455	217	NR	585	913	NR	715	102	NR	845	2	NR	975	0	NR
460	168	NR	590	948	NR	720	88	NR	850	2	NR	980	0	NR
465	113	NR	595	974	NR	725	76	NR	855	2	NR	985	0	NR
470	85	NR	600	994	NR	730	65	NR	860	1	NR	990	0	NR
475	85	NR	605	998	NR	735	55	NR	865	1	NR	995	0	NR
480	94	NR	610	994	NR	740	47	NR	870	1	NR	1000	0	NR
485	120	NR	615	973	NR	745	41	NR	875	1	NR			

Summary

$R_f = 81.5$
 $R_g = 99.2$
 $CIE R_a = 81.0$
 $R_9 = 7.1$



Color Vector Graphics



Individual Sample Fidelity Index ($R_{f,i}$)

CES01 = 86	CES26 = 74	CES51 = 89	CES76 = 70
CES02 = 63	CES27 = 88	CES52 = 92	CES77 = 86
CES03 = 31	CES28 = 89	CES53 = 81	CES78 = 72
CES04 = 70	CES29 = 67	CES54 = 87	CES79 = 90
CES05 = 50	CES30 = 68	CES55 = 85	CES80 = 88
CES06 = 51	CES31 = 71	CES56 = 78	CES81 = 78
CES07 = 42	CES32 = 70	CES57 = 76	CES82 = 95
CES08 = 41	CES33 = 71	CES58 = 78	CES83 = 90
CES09 = 29	CES34 = 82	CES59 = 92	CES84 = 94
CES10 = 76	CES35 = 90	CES60 = 95	CES85 = 86
CES11 = 59	CES36 = 93	CES61 = 93	CES86 = 72
CES12 = 65	CES37 = 87	CES62 = 83	CES87 = 85
CES13 = 43	CES38 = 75	CES63 = 77	CES88 = 83
CES14 = 74	CES39 = 94	CES64 = 83	CES89 = 75
CES15 = 71	CES40 = 89	CES65 = 77	CES90 = 81
CES16 = 47	CES41 = 85	CES66 = 80	CES91 = 96
CES17 = 50	CES42 = 86	CES67 = 79	CES92 = 73
CES18 = 56	CES43 = 81	CES68 = 84	CES93 = 84
CES19 = 72	CES44 = 99	CES69 = 91	CES94 = 64
CES20 = 66	CES45 = 87	CES70 = 78	CES95 = 80
CES21 = 87	CES46 = 82	CES71 = 76	CES96 = 84
CES22 = 79	CES47 = 77	CES72 = 92	CES97 = 87
CES23 = 92	CES48 = 71	CES73 = 71	CES98 = 81
CES24 = 91	CES49 = 81	CES74 = 93	CES99 = 74
CES25 = 72	CES50 = 89	CES75 = 74	



Color Rendition by Hue-Angle Bin



Measure Comparisons



(END OF REPORT)